

MONDAY 11 NOVEMBER 2024

**RANUI PRIMARY SCHOOL
NEWSLETTER**

Tālofa lava, Mālō e lelei, Talofa, Noa'ia, Ni sa bula vinaka, Mālo ni, Fakaalofa lahi atu, Kia orāna, Tēnā koutou katoa

Student Donation Scheme

We are excited to inform parents that our school will be participating in the Student Donation Scheme in 2025. This initiative aims to provide additional resources and enhance the educational experience for all students.

Attendance at Rānui School

Our attendance rate this term is currently 82%. We are committed to improving this figure and ensuring that all students have the opportunity to succeed. We encourage parents to support regular attendance to help students stay on track with their learning.

If your child is away please let the office know. You can do this by...

- Replying to the school text
- Phoning the school on 833-6286
- Sending a note to school with another family member or when your child returns to school.


Our Learning Community

Congratulations to our Kaiako and Lee Rautahi (Parent Representative on our Board) for completing Te Ahu o te Reo Māori this year. Te Ahu o te Reo has helped our kaiako across the school, develop their te reo and tikanga Māori so that they can put it into practice in the classroom.



Bilingual Fono/Hui

Everyone is warmly invited to attend our upcoming bilingual fono/hui next Thursday. This event is a wonderful opportunity to connect, share, and learn about the importance of bilingualism from Dr Rae Siliata. We look forward to seeing you there and engaging in meaningful discussions.



TE WHAKATIPU KĀKANO & TOLOA A'OA'OINA

BILINGUAL FONO/HUI RĀNUI SCHOOL

Special Speaker: Dr Rae Siliata (Bilingual Expert and Academic)
Cultural performances by Te Whakatipu Kākano & Toloa A'oa'oina

WHEN: Thursday 14th November 2024
TIME: 5.30 -6.15 pm (Presentation/Q&A)
6.15-7.15 pm (Cultural Performances)
WHERE: Rānui School Hall
WHY: To understand the importance of bilingual education for our students.

EVERYONE IS WELCOME

Art Exhibition

It was wonderful to see so many whanau at our recent art exhibition. Your support and enthusiasm truly made the event special for our students and the entire school community. We hope you enjoyed celebrating the creativity and hard work of our talented students!





Kapa Haka

Good luck to Te Whakatipu Kākano next Friday as they represent Rānui School at the Te Whakataetae Kapa Haka o Ngā Kura Tuatahi o Tāmaki Makaurau next Friday. We are incredibly proud of their dedication and hard work in preparing for this exciting event. We can't wait to cheer them on and celebrate their amazing performance!

When: Friday 15th of November

Where: Te Pai Centre, Lincoln Road




Time: Performance is at 1:30pm




Entry Cost: \$5 for all audiences 5+ and older. Kaumātua & under 5's are free.



DIGITAL TECH

With Kāhu 4

Stop Motion

Today, the students learned about Stop-Motion. They were able to describe what Stop-Motion is and how it works. Then, they worked in buddies to take a series of pictures of Play-Doh rolling, growing, and moving on the Stop-Motion app. They then shared their videos with the class and watched their photographs come to life!

Tipuna Stop Motion Video

The students picked a tipuna story. They started by using a storyboard to plan out each picture they would take. Then they made their backgrounds and characters which will be used in their videos. Then they created their Stop Motion videos and presented them to the class.

DATE	EVENT	TIME	PLACE
14 November	Powhiri for Kapa Haka Regionals		Te Pai Courts
14 November	Bilingual Fono	5.30pm	School Hall
15 November	Te Whakatipu Kākano performance	1.30pm	Te Pai Courts Henderson
18 November	Henderson Cluster Athletic Day	9-2.15pm	Trust Stadium
18 –20 November	Whole school surf lifesaving		School

NZ Maritime Museum with Toloa A'ao'oina



By Keira Wilson-Segi

My favorite part about Maritime Museum is going on the boat. First we did the roll. Next we lined up to get on the bus. Me and Popoai were sitting at the back of the bus. Then we arrived at the Maritime Museum. First, one of the workers named Peter said all the rules:

1. Don't touch anything
2. Stay with your parent/helper
3. Listen to your parent/helper
4. Use inside voices



Next we went inside it looked so cool. Then we went to a room made for schools that visit the Maritime Museum. Next we got in our groups, group one and group two. Group one went on the boat first then Peter said the rules that we have to follow on the boat or you have to swim back! We set off and then sat down after a few seconds. We had to lift the sail. Me, Victory, Dave and Martin were pulling the rope to lift the sail. It was a little hard but we did it! When we went under the Harbour bridge, we saw a person bungee jumping. We saw another boat and we said "Hi!" Then we sailed back so group two could have their turn, the same as us.



NZMM

On Friday 1st November my unit went to the New Zealand Maritime Museum to learn about Pacific navigation. My favourite part of the trip was when we went to put on our life jacket and raincoat, and boarded the boat. I was a little bit nervous, because I was thinking the boat could just flip over and everyone would die. But luckily that did not happen, and we had a good day on the water. I was talking to Rapture about what he would do when he grows up. Whana Chantal told us to come and sit down on the chair beside them, we were getting close to the harbour bridge. Me, my friends and teachers saw a boy that jumped off the bridge. I thought he was about to die in the water but he had a strong rope holding him from falling. He was actually bungee jumping! We went under the bridge, and it was my first time seeing the harbour bridge from underneath. We turned back to return to the museum, so the other group could have a turn. It was a great day finished off with some delicious food.

By Junior Schmidt



This is a photo of me and Daniel. We went on a trip with Toloa A'oa'oina tasi. We went in a bus to go to the Maritime Museum. When we were there they taught us how to put on a life jacket, and LJ did the example. I asked the guy that was driving the boat "can I drive the boat please?", and he said "yeah sure." I got happy and I said "thank you Mr." When we got back we ate lunch. When we were done eating lunch we got split into two groups. One group went inside the gallery and one group went inside the movie theater. Everybody in the movie theatre said "it's boring". And then we went back inside the gallery with group one and two. We got back from the gallery and we sang a song to Peter and Ari, the Educators, when we were done they said "thank you guys". We had a good day. I hope we can visit again!



By Fili Toalepai

The ocean

On Friday 1st November we went to the Maritime Museum. My favorite part of the trip was when we went on to the massive boat. But first we had to put on our life jackets just in case we fall off the boat. We took photos with the old people and our friends. Then we went under the harbour bridge. Next we went back and had lunch. When we finished our food, we went into the gallery where all the ancient boats and structures were, even some puzzles for little kids to play with. It was a good day out!



By Dave
Salem



My favourite things at the New Zealand Maritime Museum

On Friday 1st November my class went to the Maritime Museum. My favourite thing at the NZMM was the sailing, building the waka, learning about the islands of the Pacific Ocean and playing a game. It was our turn to sail on the boat. We went under the harbour bridge. We were sailing back to the Maritime Museum. We ate our lunch and explored the museum and went back to school. We sang Ua fa'afetai for the NZMM staff members. It was so much fun, I wish that we could come back here.

By Terry.



boat.....



Friday the first of November 2024, Toloa A'oa'o'ina and I went to the Maritime Museum. My favorite part about the Maritime museum was going on the boat. First, we put on a life jacket before we went on the boat. Then a few seconds later we started pulling the sail to help sail the boat. Then we came back to the Maritime Museum and started learning about what we used instead of a compass and a map to navigate the ocean. We started building a waka and the different parts of a waka and then we left.

What was the reason we went to the Maritime Museum?

1. to learn about what we used in the olden days.
2. because our inquiry is about Pacific Navigation

By Tupumea'avea Tauiliili

Toloa A'oa'oina Trip to the Maritime Museum

On Friday 1st November 2024 Toloa A'oa'oina went to the Maritime Museum as part of our Inquiry study: Pacific Navigation and Wayfinding. We had a great time learning about our ancestors and how they travelled to Aotearoa. Here are some pictures and stories of our trip.



New Zealand Maritime Museum Trip

On Friday 1st November my class went on a trip.

My favourite thing on the trip was having fun moments with my friends.

And looking at the sky and looking at the water.

It was so nice and also really cool to be on a boat. I just couldn't stop looking at our beautiful city.

Team 1 went in a boat and

Team 2 went to learn stuff

We had a fun day! By Aliana Leti



New Zealand Maritime Museum Trip



Last Friday we went on a trip to the NZMM. My favorite part at the Maritime Museum was looking at cool things in the gallery and going on a boat. We had so much fun there. We even made boats there! After that we went back to school and went home. It was a fun day!

By Angel Smith





Last week I went on a trip



My favourite thing about the trip is the boat because of the water and the bridge was beautiful.

Inside of the museum the worker named Peter said all the rules;

1. Don't touch anything
2. Stay with your parent/ helper
3. Listen to your parent/ helper
4. Use inside voices

Next we went inside, it looked so cool, then we went to this room made for schools.

We went on the boat and had a great time!

By Zachariah Tuiloma Moila

M
A
R
I
T
I
M
E
M
U
S
E
U
M

On Friday the 1st of November my unit named "Toloa A'oa'o'ina" went to a Museum, but it wasn't any Museum it was a Maritime Museum. My unit is learning about "Pacific navigators." Pacific navigators are all about traveling with navigation, back in the days where there was no compasses and google maps. The Pacific Navigators navigated with the stars, the wind, sun, moon and waves, the way they navigated is so *vintage*. My favourite bit was probably when my group first laid eyes on the treasures, I felt a bit geek-ish when I was fangirling over the historical pieces.

BY TEISA



The sea was my favourite part because it looked so beautiful.

It was a smooth deep blue. There was a toilet in the boat. Three men helped us on the boat. Me and Junior were talking at the back. When we came back we switched with group one. Peter showed us how pacific navigators navigate, he said that they used birds, stars, the wind, waves, fish, whales, and clouds. Then we had morning tea. It was a triple awesome day.

By Rapture.

Maritime Museum Sea

Linked slide



Art Expo with Kāhu 3

